



# Winter Products

Featuring our new Ice Detector Range



01933 812234

[www.skybluesafety.co.uk](http://www.skybluesafety.co.uk)

# Overview

---

## Get a grip on winter. Reduce the risk involved with costly slip and fall accidents on your property by installing our Ice Detector Signage.

The Ice Detector sign is an early warning system that can be used in any outdoor area, including car parks, railway stations, depots, roads, hospitals, retail locations, airports, walkways and outdoor workplaces. The signs work by having a temperature sensitive blue reflector, which gradually revolves into sight when the temperature reaches 2°C and by -1°C is in full view. It requires no power and is virtually maintenance free.

The signage system will lower the personal injury financial risk involved with costly accidents and helps make up part of the employers 'Duty of care' charter to their employees.

## We can add a company logo to the top of the sign at no additional cost. Simply request when ordering and supply a high-resolution logo.


# How it Works

---

A simple visual indicator of imminent freezing conditions. The Ice Detector Sign has a three stage indication process utilising a temperature sensitive blue reflector, which revolves into place when temperatures start to move below 2°C.


Illustrated in this simple illustration, when the temperature is above 2°C, the grey indicator will show that conditions are normal. As the temperature drops, the reflector will transition to show that conditions are becoming colder and the threat of potential freezing conditions are therefore a possibility. When the temperature drops below -1°C then the reflector display will be fully blue.

Our signs are manufactured from 3mm thick aluminium composite, making them lightweight and durable. Each sign is equipped with channelling on the rear for post mounting. They should be positioned in a way to ensure they are clearly seen at eye level, to provide the quickest indication of the coldness outside of any building or car parking facility when entering or exiting the building.



# Ice Detector Photos

Get a grip on winter. Reduce the risk involved with costly slip and fall accidents on your property by installing our Ice Detector Signage.



# Ice Detector Signs

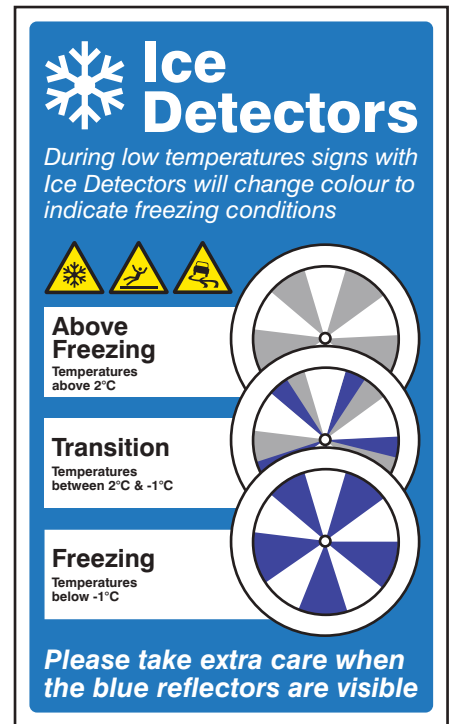
Signs with Ice Detectors change colour to indicate icy conditions. This helps remind staff and members of the public to take extra care during the winter months.



300 x 500mm  
3mm Aluminium Composite  
5 8197



300 x 500mm  
3mm Aluminium Composite  
5 8198



300 x 500mm  
3mm Aluminium Composite  
5 8199

# Posts and Clips



Grey steel pole for sign attachment available in a range of lengths.

Grey Steel  
76mm x 3.6m 5 8684  
76mm x 2.5m 5 8675



This post prevents signs being rotated. It accepts standard clips, base plates and caps.

Grey Steel  
3m x 76mm dia (30mm galvanised flat front)  
5 8683

Anti-Rotational Clip



Stainless Steel  
76mm Diameter  
58682

Base Plate



Stainless Steel  
76mm Diameter  
5 8686

2 Piece Saddle

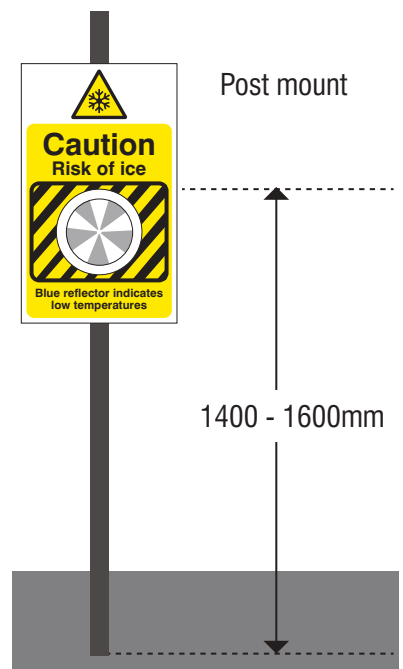


70 x 30 x 30mm  
58754

Back to Back Clips



Stainless Steel  
76mm Diameter  
5 8725



# Surface Safety

Slip and trip accidents increase during the Autumn and Winter season for a number of reasons: there is less daylight, leaves fall onto paths and become wet and slippery and cold weather spells cause ice and snow to build up on paths. There are effective actions that you can take to reduce the risk of a slip or trip. Regardless of the size of your site, always ensure that regularly used walkways are promptly tackled.



1 4223 (E)(K)  
2 4223 (E)(K)



1 4229 (E)(K)  
2 4229 (E)(K)



1 4287 (A)  
2 4287 (A)



1 4275 (E)(K)



1 4207 (G)(M)(E)(K)(P)  
2 4207 (G)



1 4213 (G)(M)(P) Floor Graphic  
2 4213 (G)(M)(P) 400 x 600mm  
8 4213 (G) 5 8824



1 4483 (G)  
2 4483 (G)

# Self-Standing Floor Signs

These popular double sided, free-standing signs are the perfect solution to highlight surface safety dangers. They are manufactured from polypropylene and 300 x 575mm



5 8516      5 8517      5 8515      5 8546      5 8549



# Cones

500mm high cones are pre-printed to mark hazardous areas. We can also print a custom message of your choice on both cone styles.

Message	Shape	Code
Slippery Surface	Round	5 7980
Floor Cleaning	Round	5 7981
Custom Message	Round	5 7995
Wet Floors	Triangular	5 7982
Custom Message	Triangular	5 7996



# 5 in 1 Multi-Message Sign

A 400 x 600mm self standing, flat folding structure. 6mm powder coated steel frame. Durable, multi warning sign which includes five double sided 300 x 400mm signs.

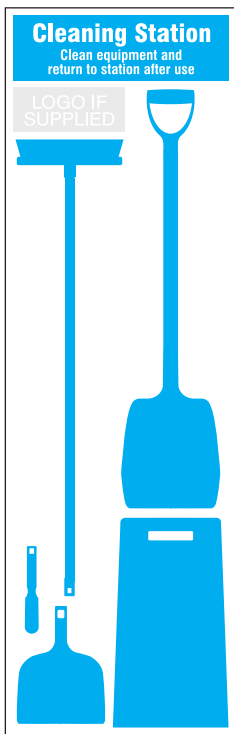
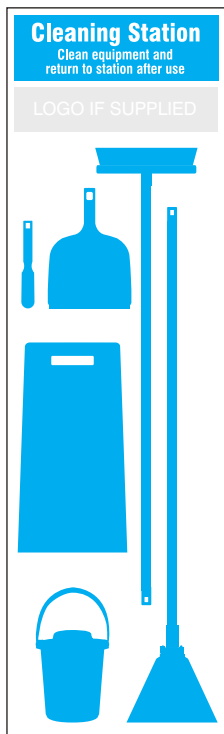


Code: 5 8535



**TOP TIP:** Many slip accidents occur at building entrances as people entering the building walk in rainwater. If warning cones/floor signs are used, remember to remove them once the hazard has passed or they will eventually be ignored.

# Shadow Boards and Cleaning Products




A Shadow Board is a great addition to any 5S/6S system, acting as a locator for tools and equipment. They can be customised to mirror your site processes and devices, with personalised graphics/shadows that indicate exactly where the item should be stored when not in use.

Station 1 includes:  
 1 x Mop 1 x 12 Litre Mop Bucket  
 1 x Broom 1 x Dustpan Brush  
 1 x Dustpan 1 x Free-Standing Sign  
 10mm Foam PVC  
 600 x 2000mm  
 5 5971

Station 2 includes:  
 1 x Broom 1 x Dustpan Brush  
 1 x Dustpan 1 x Free-Standing Sign  
 1 x Shovel  
 10mm Foam PVC  
 600 x 2000mm  
 5 5972



Maintaining a clean and tidy working environment has many important benefits. Ensure your workplace is kept clean and tidy with our range of cleaning equipment.



**Broom / Mop Handle**  
 Aluminium with Polypropylene Grip  
 1195 x 23mm Dia  
 5 5961



**Broom Head**  
 Polyester Fill  
 285 x 56mm  
 5 5962



**Mop Head**  
 200g Yarn  
 5 5963



**Dustpan**  
 Polypropylene  
 330 x 203mm  
 5 5959



**Dustpan Brush**  
 Polypropylene Polyester Fill  
 280 x 35mm  
 5 5960



**Mop Bucket**  
 Polypropylene  
 285 x 370mm  
 12 Litre  
 5 5964

## Hanging Equipment



**Aluminium Channelled Hanging Rail**  
 515 x 55mm with Blue End Caps  
 (Hangers not included)  
 5 5955



**Magnetic Rail**  
 300 x 35mm  
 5 5966



**Magnetic Rail**  
 380 x 45mm  
 5 5967



**Metal Hook for Magnetic Rail**  
 20 x 100mm  
 5 5968



**Plastic Hook for Hanging Rail**  
 55 x 70mm  
 5 5958



**Large Hanger for Hanging Rail**  
 Fits 30-40mm Dia  
 77 x 86mm  
 5 5957



**Medium Hanger for Hanging Rail**  
 Fits 20-30mm Dia  
 83 x 86mm  
 5 5956

# Traffic Signs

A winter driving policy can help employers to manage expectations of employees and provide guidance and advice on how to minimise the risks encountered in wintry conditions. Keeping company premises/car parks clear of snow/ice by gritting or providing covered walkways and highlighting safe pedestrian routes can go a long way to keeping a business operational.



1 7796 **K Q**

**Users of this car park do so at their own risk.**

**The management will not accept responsibility for any damage, accidents or losses.**

1 7540 **K Q**  
6 7540 **K Q**



Rigid Plastic 600 x 450mm  
Complete with Road Frame & Clips  
5 7796

# Traffic Cones

Available in a choice of 3 sizes, can be stacked to save space. Manufactured from recycled materials. Supplied complete with a reflective sleeve. These conform to BS EN 13422:2004.

500mm 57663 750mm 57664 1000mm 57665



# Warning Triangle

High visibility collapsible warning triangle to warn road users of a hazard.

Supplied in storage case

460 x 160 x 35mm 5 7799



# Cone Attachments



A plastic ring which fits onto round cones; includes hooks for chain attachment. 5 7998



10m plastic chain, an ideal solution for cordoning off areas.

Red and White 5 9041  
Black and Yellow 5 9042

# Cone Barriers



Cone Barrier unit connects cones together to cordon off areas utilising 3.65m of retractable, high visibility chevron webbing. Fits over the top of most standard traffic cones and is suitable for motorway maintenance, road-works and Health & Safety barriers. This low cost and flexible solution ensures safety and ease of use.

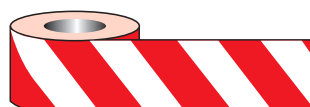
Chevron Webbing  
150mm x 3.65m  
5 7983 \*Cones not included

# Barrier Tape

If hazardous areas are identified you should try to remove the risk presented or guard against it.



Reflective Polythene  
75mm x 250m  
5 8649



Non-Reflective Polythene  
70mm x 500m  
5 8620



Non-Reflective Polythene  
70mm x 500m  
5 8621



Non-Reflective Polythene  
70mm x 250m  
5 8622

**TOP TIP:** Encourage and train staff to carry out pre-drive checks of their vehicles before their journey to work - check tyre treads, windscreens, lights etc are in good condition and consider winter kits for vans or cars, which might include blankets, snow shovels, protective shoes (or ice grips), grit and high vis jackets.

# Health & Hygiene

The winter months can often see an increase in absenteeism due to ill health, ranging from the common cold to flu and depression. Encouraging good hygiene practices within the workplace can help prevent the spread of germs.



1 5424 **G**  
2 5424 **G**



1 5418 **G M**  
2 5418 **G M**



1 5408 **G M E**  
2 5408 **G M**  
8 5408 **G**



2 5502 **E**



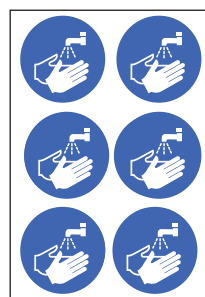
2 5501 **E**




1 5602 **E**  
2 5602 **E K**



2 5503 **E**



6 x Stickers  
65mm Diameter  
5 1654



Synthetic Paper  
420 x 594mm  
5 5917

Pocket Guide  
80 x 120mm  
5 5918

# Wellbeing Posters

This range of posters helps raise awareness of mental health and general wellbeing amongst employees in the workplace. Produced on tough, durable, wipe clean synthetic paper they are easy to roll up for storage but will not tear or delaminate. Suitable for both internal and external use.



Synthetic Paper  
420 x 594mm  
5 7098



Synthetic Paper  
420 x 594mm  
5 7099



Synthetic Paper  
420 x 594mm  
5 7097



Synthetic Paper  
420 x 594mm  
5 7100

**TOP TIP:** As the winter draws in and the days become shorter, darker and colder we can all admit that it makes us feel a little bit down and miserable. SAD (Seasonal Affective Disorder) is a type of depression that affects 10% of the population and we shouldn't underestimate the effect it can have on the way we feel both physically and mentally.



# How to Order

Each product within this catalogue has its own unique product code. To help you to understand the meaning of the code and identify the size and materials available please follow the guidance below:

## Step 1

When you find the sign you require, use the **BOLD NUMBERS** (at the start of the code) and using the material grid below find out which materials are available for your chosen sign design.

## Step 2

Once you've chosen the required material, choose the required size using the **LETTERS** (at the end of the code). Our sizes always read as width x height (WxH). Use the grid below to identify the available size options for your sign of choice.

## Step 3

Phone, email or fax us with your order. Orders placed before 2.30pm will be despatched for next working day delivery.

Material Codes	Landscape Sizes		Portrait Sizes	
<b>1</b> Rigid Plastic	<b>A</b> 100 x 75mm	<b>L</b> 450 x 150mm	<b>Ⓐ</b> 75 x 100mm	<b>Ⓕ</b> 150 x 450mm
<b>2</b> Self Adhesive Vinyl	<b>B</b> 80 x 80mm	<b>M</b> 600 x 200mm	<b>Ⓑ</b> 80 x 80mm	<b>Ⓜ</b> 200 x 600mm
<b>3</b> Photoluminescent Rigid Plastic	<b>C</b> 150 x 150mm	<b>N</b> 400 x 400mm	<b>Ⓒ</b> 150 x 150mm	<b>Ⓝ</b> 400 x 400mm
<b>4</b> Photoluminescent Self Adhesive	<b>D</b> 150 x 100mm	<b>P</b> 600 x 400mm	<b>Ⓓ</b> 100 x 150mm	<b>Ⓟ</b> 400 x 600mm
<b>5</b> Miscellaneous	<b>E</b> 200 x 150mm	<b>Q</b> 600 x 450mm	<b>Ⓔ</b> 150 x 200mm	<b>Ⓠ</b> 450 x 600mm
<b>6</b> Aluminium	<b>F</b> 200 x 200mm	<b>S</b> 200 x 75mm	<b>Ⓕ</b> 200 x 200mm	<b>Ⓢ</b> 75 x 200mm
<b>7</b> Polycarbonate	<b>G</b> 300 x 100mm	<b>U</b> 100 x 100mm	<b>Ⓖ</b> 100 x 300mm	<b>Ⓤ</b> 100 x 100mm
<b>8</b> Quick Fix	<b>H</b> 300 x 250mm	<b>V</b> 300 x 150mm	<b>Ⓗ</b> 250 x 300mm	<b>Ⓥ</b> 150 x 300mm
	<b>J</b> 400 x 200mm	<b>W</b> 900 x 600mm	<b>Ⓙ</b> 200 x 400mm	<b>Ⓦ</b> 600 x 900mm
	<b>K</b> 400 x 300mm	<b>X</b> 200 x 100mm	<b>Ⓚ</b> 300 x 400mm	<b>Ⓧ</b> 100 x 200mm

### 1 Rigid Plastic

Easily drilled, white, glossy, rigid PVC plastic. It's lightweight with high impact strength, suitable for internal & external use.

### 2 Self Adhesive Vinyl

High gloss, flexible PVC with self adhesive backing. Suitable for most smooth, dry and clean surfaces. Ideally suited for indoor and warehouse labelling.

### 3 Photoluminescent Rigid

Rigid PVC with photoluminescent pigmentation (1.2mm thick). After glow exceed PSPA 'Class C' Standard. Luminance properties and performance measured to DIN 67510.

### 3 Photoluminescent SAV

Flexible self adhesive PVC with photoluminescent pigmentation. After glow properties exceed PSPA 'Class C' standard. Luminance properties and performance measured to DIN 67510.

### 5 Miscellaneous

Any product outside of our standard choice of material or size ranges. This includes items such as cones, barriers and posters.

### 6 Aluminium

Gloss white powder coated aluminium. Suitable for both internal and external applications. Excellent weathering and UV resistance.

### 7 Polycarbonate

2mm transparent, flame retardant polycarbonate. Sub-surface printing prevents damage / vandalism. Extreme high impact resistance

### 8 Quick Fix

A glossy white rigid PVC surface provides a durable finish, whilst a self adhesive backing removes the need for drilling, screws or additional adhesive fixings.

Can't find your sign of choice?

Let us know and we'll quote you for a bespoke design.